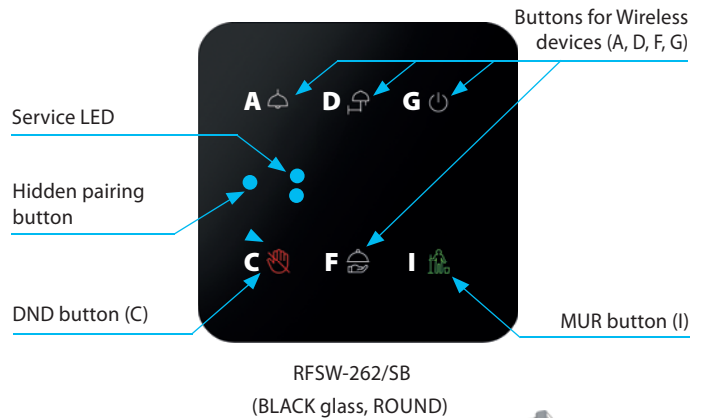


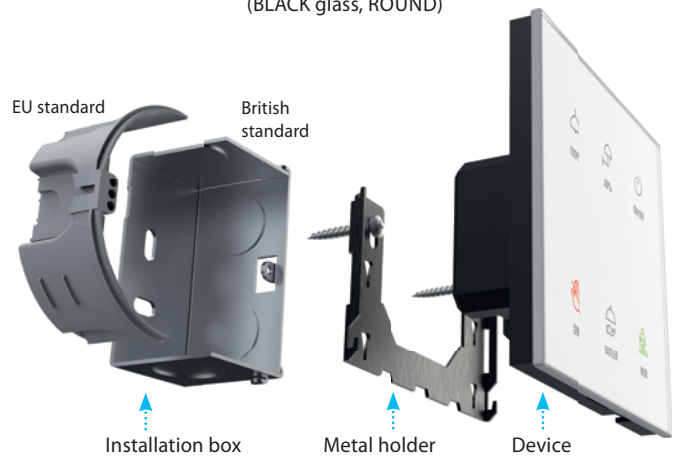
- The wireless glass remote control with symbols is used for:
 - Control of iNELS Wireless elements
 - MUR/DND control of RFGS-30/S front door unit
 - Switching of 2x light circuits by built-in relays
- MUR (Make Up Room, green LED) and DND (Do not Disturb, red LED) buttons are interlocked
- Butler button calls hotel service (set in HRS)
- The top buttons can be freely defined to control local outputs of the unit or any iNELS Wireless element located in the room (switching, dimming, shading)
- Setup and programming is done by pairing button + signaling by service LEDs
- The unit can be connected to the HRS (Hotel Reception Software) system via eLAN-RF gateway or RFTC-3 thermostat. The functions can then be controlled from the reception PC console or the iNELS application of the phone.
- Standard glass colour white/black, buttons and descriptions at the top - or hotel logo when ordering
- Available with AC 230V or AC/DC 24V power supply with the option of galvanically isolated relay output contacts from the power supply (see table on the next page and connection below)

Technical parameters		RFSW-xx/S
Supply voltage:	230 V AC / 50-60 Hz	24 V AC/DC
Apparent/loss power input:	1.2 VA/0.6 W	0.6 VA/0.6 W
Supply voltage tolerance:	±10 %	
Output		
Relays capacity:	2x switching / 8 A /250 V AC1 / 2000 VA / ZERO CROSS	
Peak Current:	I _{peak} <110A 300us / max. input capacitance 125 uF	
Contact Life:	mechanical 10 mil. / electrical 100,000 cycles	
Control		
Control items:	2 or 4 buttons / 1DND / 1MUR	
Communication:	wireless, RFIO2 iNELS protocol	
Frequency:	866-922 MHz (more on page 85)	
Repeater Function:	yes	
Range:	in open areas up to 200 m	
Connection		
Terminal block:	screwless - push in	
Wire gauge:	0.2 - 1.5 mm ² solid flexible	
Other data		
Operating Temperature:	-10 to +50 °C	
Storage temperature:	-30 to +70 °C	
Protection degree:	front IP60 / rear IP20	
Overvoltage Category:	II.	
Pollution Degree:	2	
Working position:	Any	
Installation:	flush mount to the installation box, BS or EU standard	
Dimension:	Sharp: 94 x 94 x 39 mm / Round: 100 x 100 x 39 mm	
Weight:	Sharp: 131 g / Round: 138 g	
Related standards:	EN 60730, EN 63044, EN 301489, EN 300 220	

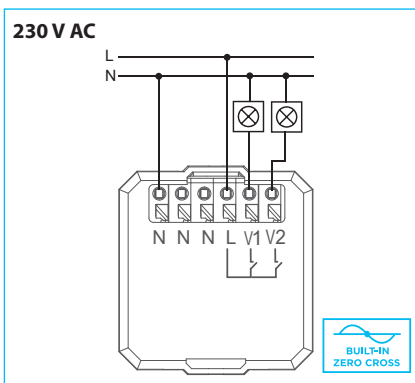
Device description- Capital letters in brackets indicate the position of the buttons



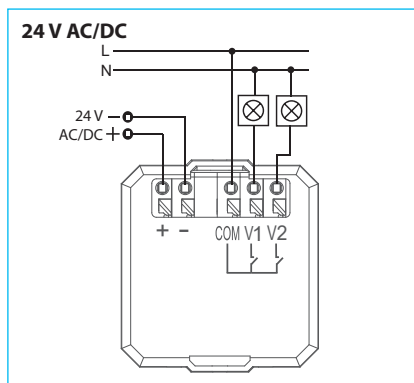
Output relays are equipped with ZERO CROSS technology, which allows switching the load when the voltage passes zero, i.e. in the minimum current consumption, which prevents burning and sticking of relay contacts - especially when switching electronic ballasts, which are part of each LED luminaire.



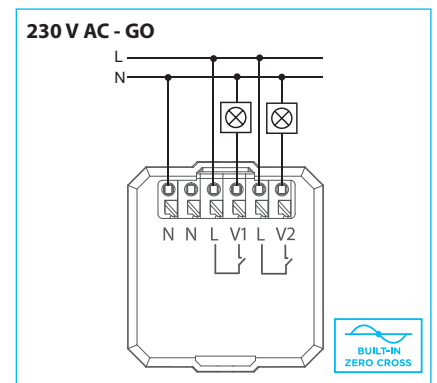
Connection



The output contacts (V1, V2) switch the phase potential (L) and are equipped with **zero cross** switching technology

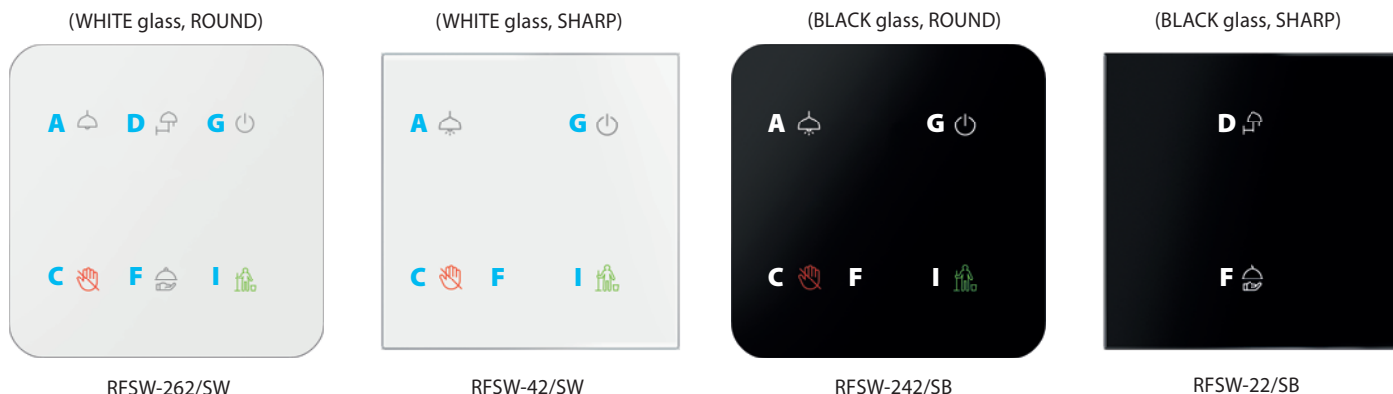


The output contacts (V1, V2) are galvanically isolated from the power supply and share a common COM terminal



The output contacts (V1, V2) are galvanically isolated from the power supply and each has its own COM terminal. However, they must be connected to the same phase

Button positions **C** and **I** are always reserved for controlling DND (red), MUR (green LED) and are mutually interlocked. Other button positions (**A**, **D**, **F**, **G**) are freely configurable for controlling local outputs or optional iNELS Wireless actuators.



Legend of buttons:



Icons are illustrative - configure your own look using the configurator:
icons.inels.com



Type	Number of buttons	Design ROUND SHARP	Glass colour	Power supply	Galvanically isolated output contact	EAN	Code
RFSW-22/SW/230V	2	S	White	AC 230 V	-	8595188193054	9305
RFSW-42/SW/230V	4	S	White	AC 230 V	-	8595188192897	9289
RFSW-62/SW/230V	6	S	White	AC 230 V	-	8595188189484	8948
RFSW-222/SW/230V	2	R	White	AC 230 V	-	8595188193078	9307
RFSW-242/SW/230V	4	R	White	AC 230 V	-	8595188192910	9291
RFSW-262/SW/230V	6	R	White	AC 230 V	-	8595188192750	9275
RFSW-22/SB/230 V	2	S	Black	AC 230 V	-	8595188193047	9304
RFSW-42/SB/230V	4	S	Black	AC 230 V	-	8595188192880	9288
RFSW-62/SB/230V	6	S	Black	AC 230 V	-	8595188189255	8925
RFSW-222/SB/230V	2	R	Black	AC 230 V	-	8595188193061	9306
RFSW-242/SB/230V	4	R	Black	AC 230 V	-	8595188192903	9290
RFSW-262/SB/230V	6	R	Black	AC 230 V	-	8595188192743	9274
RFSW-22/SW/24V	2	S	White	AC/DC 24 V	✓	8595188193139	9313
RFSW-42/SW/24V	4	S	White	AC/DC 24 V	✓	8595188193016	9301
RFSW-62/SW/24V	6	S	White	AC/DC 24 V	✓	8595188191296	9129
RFSW-22/SW/24V	2	R	White	AC/DC 24 V	✓	8595188193153	9315
RFSW-242/SW/24V	4	R	White	AC/DC 24 V	✓	8595188193030	9303
RFSW-262/SW/24V	6	R	White	AC/DC 24 V	✓	8595188192774	9277
RFSW-22/SB/24V	2	S	Black	AC/DC 24 V	✓	8595188193122	9312
RFSW-42/SB/24V	4	S	Black	AC/DC 24 V	✓	8595188193009	9300
RFSW-62/SB/24V	6	S	Black	AC/DC 24 V	✓	8595188191289	9128
RFSW-222/SB/24V	2	R	Black	AC/DC 24 V	✓	8595188193146	9314
RFSW-242/SB/24V	4	R	Black	AC/DC 24 V	✓	8595188193023	9302
RFSW-262/SB/24V	6	R	Black	AC/DC 24 V	✓	8595188192767	9276
RFSW/22/SWGO/230V	2	S	White	AC 230 V	✓	8595188193092	9309
RFSW/42/SWGO/230V	4	S	White	AC 230 V	✓	8595188192972	9297
RFSW-62/SWGO/230V	6	S	White	AC 230 V	✓	8595188192637	9263
RFSW-222/SWGO/230V	2	R	White	AC 230 V	✓	8595188193115	9311
RFSW-242/SWGO/230V	4	R	White	AC 230 V	✓	8595188192996	9299
RFSW-262/SWGO/230V	6	R	White	AC 230 V	✓	8595188192651	9265
RFSW-22/SBGO/230V	2	S	Black	AC 230 V	✓	8595188193085	9308
RFSW-42/SBGO/230V	4	S	Black	AC 230 V	✓	8595188192965	9296
RFSW-62/SBGO/230V	6	S	Black	AC 230 V	✓	8595188192620	9262
RFSW-222/SBGO/230V	2	R	Black	AC 230 V	✓	8595188193108	9310
RFSW-242/SBGO/230V	4	R	Black	AC 230 V	✓	8595188192989	9298
RFSW-262/SBGO/230V	6	R	Black	AC 230 V	✓	8595188192644	9264